

BIZ & FINANCE

AAPL STOCK DOCK

WHO ?

STIMPSOFT

WHAT ?

APPLE STOCK QUOTE MONITOR

WHERE ?

WWW.STIMPSOFT.COM

HOW MUCH ?

159% FREE

WHAT ELSE ?

AAPL Stock Dock is a tiny application, little more than a Dock icon that displays Apple's stock information in a color-coded Apple logo. In addition to the last stock price, it displays the daily change and volume. Options allow you to set the update interval, to open at launch, to display last price only, to play sounds on a change in price (up and/or down), and whether to keep the information in the icon after you quit.



AAPL Stock Dock is a modest, yet useful application, a grand example of minimalism, something for which StimpSoft should become famous. There are numerous other examples of such software on their Web site (like Cat-in-the-Dock, One Trick Pony, and Smell-O-Mints), some of them quite useful, and all of them entertaining or delightful in some way. Just reading the Web site is a pleasure. Check it out.

SO WHAT ?

If you want a stock ticker for monitoring more stocks, try one of the other stock quote applications in this book. But if you want the quintessential Apple stock quote monitor, AAPL Stock Dock is the obvious choice.

ACCOUNTEDGE

WHO ?

MYOB

WHAT ?

ACCOUNTING & BIZ MANAGER

WHERE ?

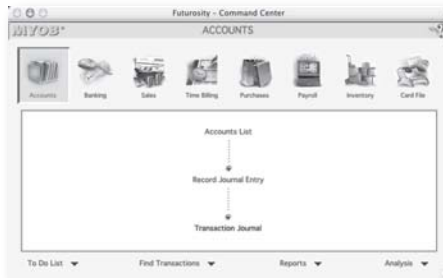
WWW.MYOB.COM

HOW MUCH ?

\$249

WHAT ELSE ?

AccountEdge is a full-featured accounting application that goes beyond bookkeeping to include critical business management capabilities. AccountEdge is the ideal small business management solution because it enables you to be in control of your business, with powerful accounting, time billing, payroll, inventory, and reporting features.



When you run AccountEdge for the first time, a Setup Assistant helps you create your company file, a simple process which takes only a few minutes. You can start with one of the 100 included charts of accounts, import a chart of accounts, or create your own. If you're switching from an earlier version of QuickBooks, a Conversion Assistant will convert files from QuickBooks or QuickBooks Pro in a few clicks (the converter works in Classic, but once you're up and running, you won't have to leave OS X).

With your company created, AccountEdge puts you in command of your business. The main screen, called the Command Center, puts all of the functions of

AccountEdge at your fingertips. From here you access Accounts, Banking, Sales, Time Billing, Purchases, Payroll, Inventory, and your Card File. As you select each area, you switch to the Command Center for that area, and everything you would do there is presented as a flow chart.

AccountEdge simplifies and automates much of your work, pulling data from your card file to fill out forms, allowing you to download bank statements into AccountEdge in any of the common data formats (OFX, QFX, QIF, and OFC), merging addresses into Word for letters (you can also select from several letter templates), allowing you to view accounts by number or by name, and in numerous other ways.

AccountEdge is flexible, too. You can include time and materials on invoices, add and delete lines, and insert headers or subtotals. When you print invoices or orders, you can also automatically create packing slips. You can manage the sales process from Quote to Order to Invoice, then have AccountEdge email customers their quotes, orders, or invoices as PDF files. AccountEdge can manage multiple currencies, so you can buy and sell goods in foreign currencies and track the exchange rate for individual transactions. You can track your time and mileage, decide what to bill for, and automatically create an invoice from your time slips.

AccountEdge offers 160 reports to provide you with insight into every aspect of your business. You can create pie or bar charts of sales or profits and, although the charts in AccountEdge are not that visually impressive, you can automatically export any report directly into Excel for "what if" analysis, or beautification.

AccountEdge is a sophisticated business management program, but it does a great job of holding your hand at every step. If you're not used to thinking like an accountant, the Command Centers will help you find your way. Follow the flow charts. Almost every screen has a Help button that opens help for that specific screen in your Web browser, and AccountEdge comes with thorough instructions in a printed manual (a PDF version is also included). You can also explore the program using provided data for a sample company.

SO WHAT ?

AccountEdge is a powerful accounting program that will meet the needs of most businesses, made friendly for the accountant and non-accountant alike.

SOCKHOSTOCKWATCHER

WHO ?

SOCKHO SOFTWARE

WHAT ?

STOCK QUOTE MONITOR

WHERE ?

WWW.SOCKHO-SOFTWARE.COM/ENGLISH/INDEX.HTML

HOW MUCH ?

FREE

WHAT ELSE ?

SockhoStockWatcher is a utility for getting stock quotations. Minimalist in design, it's ideal for keeping a short list of stocks on your desktop.

SockhoStockWatcher displays quotes in a window that you can set to remain on top of all open windows. There are two sizes to choose from, and the smaller one (reproduced below) takes up very little of your desktop.



To use SockhoStockWatcher, enter a list of stock symbols in the Preferences window. You can add symbols from NASDAQ, AMEX, NYSE, and the OTCBB. You can also adjust the update interval, from 10 minutes to 120 minutes. Stock quotes are delayed though, so you'll probably want to choose one of the shorter intervals.

To view a quote, just select your stock from a little pop-up menu on the SockhoStockWatcher window.

SO WHAT ?

If you want a stylish little stock monitor that takes up little desk space, SockhoStockWatcher is the perfect choice.

TICKER

WHO ?

SOPORIFIC SOFTWARE

WHAT ?

STOCK & PORTFOLIO MANAGER

WHERE ?

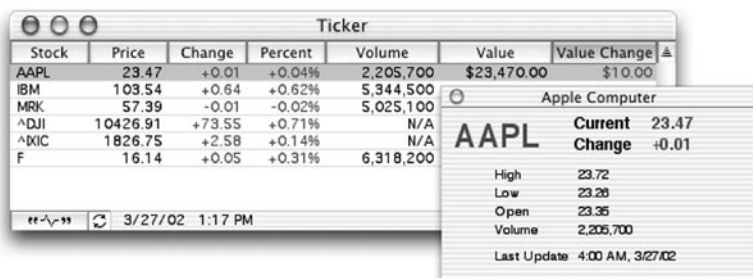
HOMEPAGE.MAC.COM/SOPORIFIC/

HOW MUCH ?

FREE

WHAT ELSE ?

Ticker is a little application for downloading and displaying stock quotes. In addition to displaying the stock quote and daily data, you can enter the number of shares and it will calculate the value of your holdings and the daily change. You can sort your stocks by column, which is handy for working with longer lists. Look for potential trades by sorting for daily change, percentage change, or volume. You can also select stocks and display them in a floating window. Refresh interval is from one to 60 minutes (quotes are provided by Yahoo, so they're delayed).



Stock	Price	Change	Percent	Volume	Value	Value Change
AAPL	23.47	+0.01	+0.04%	2,205,700	\$23,470.00	\$10.00
IBM	103.54	+0.64	+0.62%	5,344,500		
MRK	57.39	-0.01	-0.02%	5,025,100		
^DJI	10426.91	+73.55	+0.71%	N/A		
^MIC	1826.75	+2.58	+0.14%	N/A		
F	16.14	+0.05	+0.31%	6,318,200		

Apple Computer	
AAPL	Current 23.47
	Change +0.01
High	23.72
Low	23.26
Open	23.36
Volume	2,205,700
Last Update	4:00 AM, 3/27/02

SO WHAT ?

Sure, you can go to your favorite Web site for stock quotes, but Ticker is a handy stock quote monitor that updates automatically, displays basic portfolio information, and it's free.

TIMESLICE

WHO ?

CASADY & GREENE

WHAT ?

TIME TRACKER

WHERE ?

WWW.CASADYG.COM

HOW MUCH ?

\$59.95

WHAT ELSE ?

If you charge for your time, TimeSlice will automate your timekeeping and track it down to the second. It's easy to use, and gives you complete control over how you track your time. Just click the Clock icon in the TimeSlice window, and TimeSlice creates a new time record and begins recording. The window displays start and end times, elapsed time, time paused, charge, rate, expenses, project, category, client, and comments. You can shrink it to a small toolbar and tuck it out of the way, or hide TimeSlice and only display a tiny Status Window (which shows just the elapsed time and amount).

You can edit the times to make any adjustments, add comments or expenses, change the assignment of project, category, or client, or flag the record for follow-up. Bill time by the second, minute, or by tenth, quarter, half, or full hour. You can also have TimeSlice track time or money budgets and display a small window to monitor budget status.

TimeSlice generates simple reports and tracks invoices. Export files and use them in spreadsheets, import them into FileMaker (where you can create invoices and more detailed reports using the included template), or exchange files with the Windows version of TimeSlice.

SO WHAT ?

If you need to manage, track, and be paid for your time, TimeSlice will put you in charge of the clock.

TOPCALCULETTE PRO

WHO ?

RUBENSOFT

WHAT ?

MULTIFUNCTION CALCULATOR

WHERE ?

WWW.RUBENSOFT.COM/MAIN_US.HTML

HOW MUCH ?

\$19.00

WHAT ELSE ?

TopCalculette Pro is a calculator with several advanced functions that are vast improvements over the basic calculator that comes with OS X. You can enter data in one of two ways (as a Pocket calculator or as an Accounting calculator), and both modes show data entry on a virtual (and resizable) paper tape that can be printed and saved. The tape can be dated and commented for future reference. TopCalculette makes it easy to figure taxes and percentages, and has an integrated currency converter so you can tell exactly how many Malaysian ringgits or Hungarian forints you can get for a dollar. And TopCalculette Pro doesn't stop with currency conversion. You can also convert more than 100 built-in units, including length, area, volume, pressure, and luminous flux.

Almost everything about TopCalculette Pro can be customized, from the keyboard to the font used in the tape. You can change the appearance, including the colors and the shape of the keys, to give it the platinum iTunes or Pro Keyboard look.

SO WHAT ?

TopCalculette Pro is a multi-purpose calculator with advanced features and beautiful design, perfect for anyone who needs to perform currency or unit conversions.

TRADE ASSIST

WHO ?

ESSENTRIX

WHAT ?

STOCK & PORTFOLIO TRACKER

WHERE ?

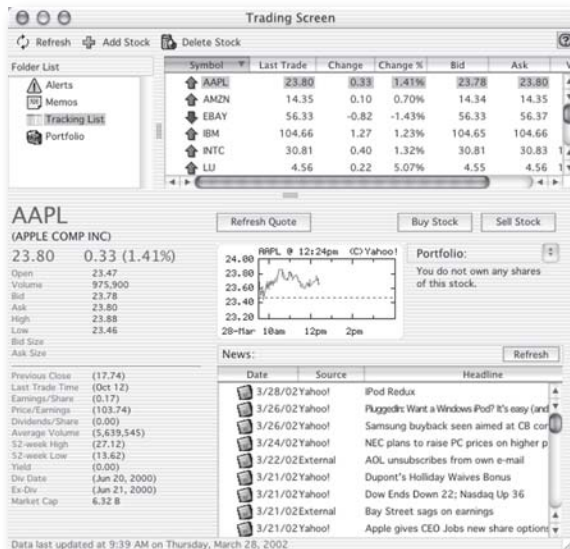
WWW.ESENTRIX.COM

HOW MUCH ?

\$49.95

WHAT ELSE ?

Trade Assist is an integrated stock tracking and portfolio management application that does an excellent job of packaging a wealth of information into a user-friendly interface. A single window, called the Trading Screen, puts stock information at your fingertips, including tracking lists, portfolios, quotes, charts, and news. Quotes can also be displayed in a customized scrolling ticker. It gets most of its data (including delayed quotes) from sites like Big Charts and Yahoo! For real-time quotes, you'll need an account at Datek, Yahoo! RTQ, or Quote.com.



Trade Assist allows you to create multiple portfolios and tracking lists. Managing portfolios is easy, and you can store notes for each trade (useful for analyzing your decisions so you can see which strategies pay off). Customize alerts to be notified by a message, beep, or email.

Trade Assist gives you quick access to the functions you use most in a stock program. You can open separate windows for more advanced charts from Yahoo! or Big Charts. There's a built-in currency converter, an email tool for sending off hot tips to your trading friends, and a QuickTime viewer for watching Bloomberg or TechTV. You can customize almost everything to suit your preferences, and an online manual provides clear instructions.

SO WHAT ?

Trade Assist is a complete package for tracking stocks and portfolios, and accessing charts and news.